

Signify Classified - Internal
Cooper Lighting Solutions Photometric Lab
1121 Highway 74 South
Peachtree City, GA 30269



Scaled data based on original data using
LM-79-08 Approved Method: Electrical and Photometric Measurements of Solid-
State Lighting Products

Test Report Prepared for
Cooper Lighting Solutions
(formerly Eaton)

Brand: McGRAW-EDISON

Report Number: P438961

Luminaire Tested: **IST-SA1F-830-U-SL3**

Issue Date: 12/10/2020

Test Information

Test Method: LM-79-08
Report Number: P438961
TEST IS SCALED FROM IESNA LM-79-08 TEST DATA (G3-2011-074-16)
Test Lab: INNOVATION CENTER
Issue Date: 12/10/2020
Manufacturer: COOPER LIGHTING SOLUTIONS (FORMERLY EATON)
Product Line: McGRAW-EDISON
Catalog Number: IST-SA1F-830-U-SL3
Description: IMPACT ELITE LED TRAPEZOID LUMINAIRE
(1) 80 CRI, 3000K, 1200mA LIGHTSQUARE WITH 16 LEDS AND TYPE III SPILL
LIGHT ELIMINATOR OPTICS
Light Source: -
Ballast/Driver: ELECTRONIC DRIVER

Summary

Lumens per Lamp: N/A
Luminaire Lumens: 6083 lumens
Efficiency: N/A
Efficacy: 92.2 lumens/watt
Luminous Opening: Rectangular (W 0.5' x L: 0.5' x H: 0')
IES Classification: Type III - Medium
BUG Rating: B1 - U0 - G2

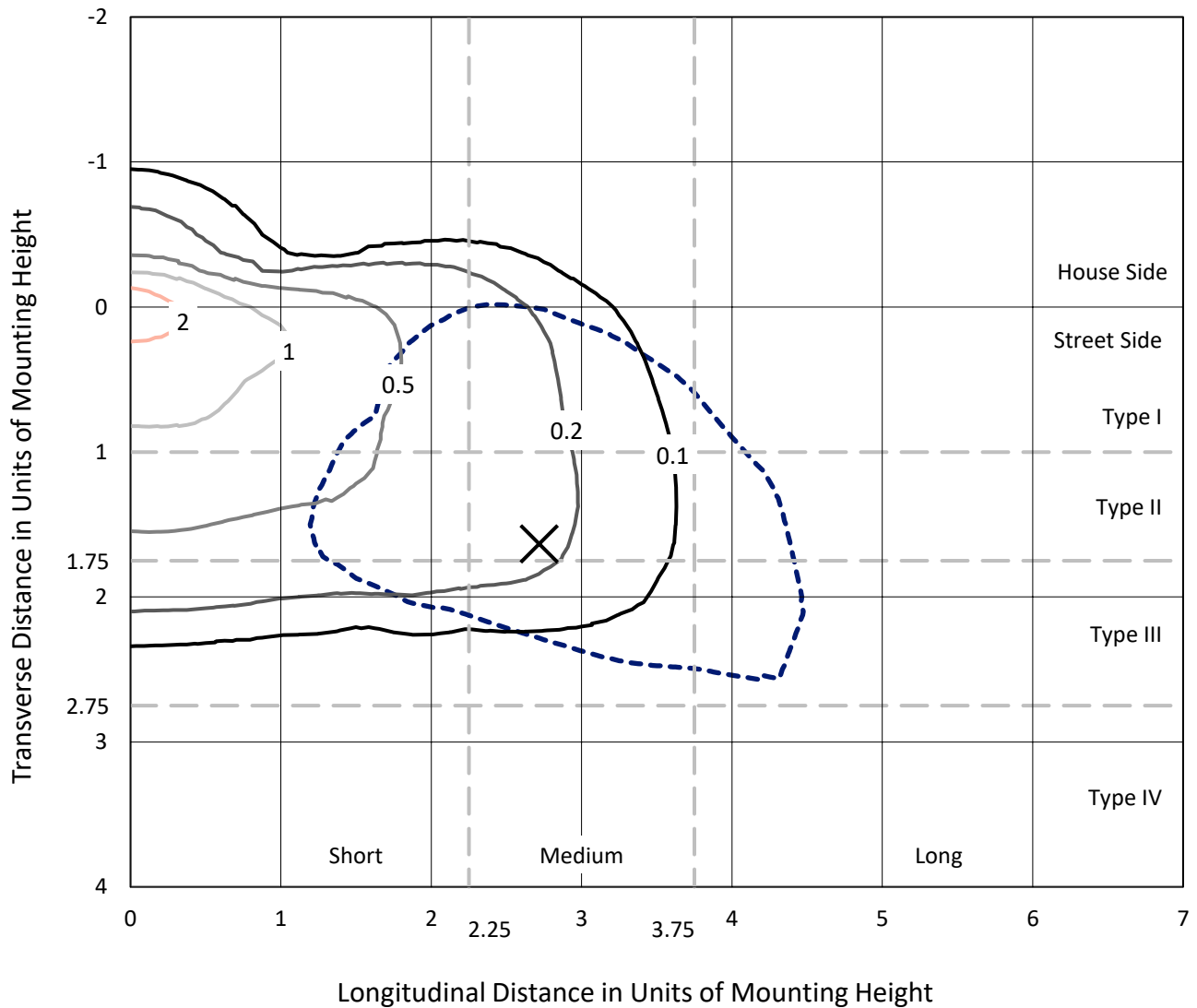
Input Watts (W): 66
Input Voltage (V): NR
Input Current (Ain): NR
Voltage Rise (V): NR
Power Factor: NR
Total Harmonic Distortion (THDi): NR
Frequency (hertz): 60
Stabilization Time: NR
Operation Time: NR
Ambient Temperature (°C): NR
Test Distance: 28.75 FT



REPORT NUMBER: P438961
 CATALOG NUMBER: IST-SA1F-830-U-SL3

Iso-Footcandle Lines of Horizontal Illumination

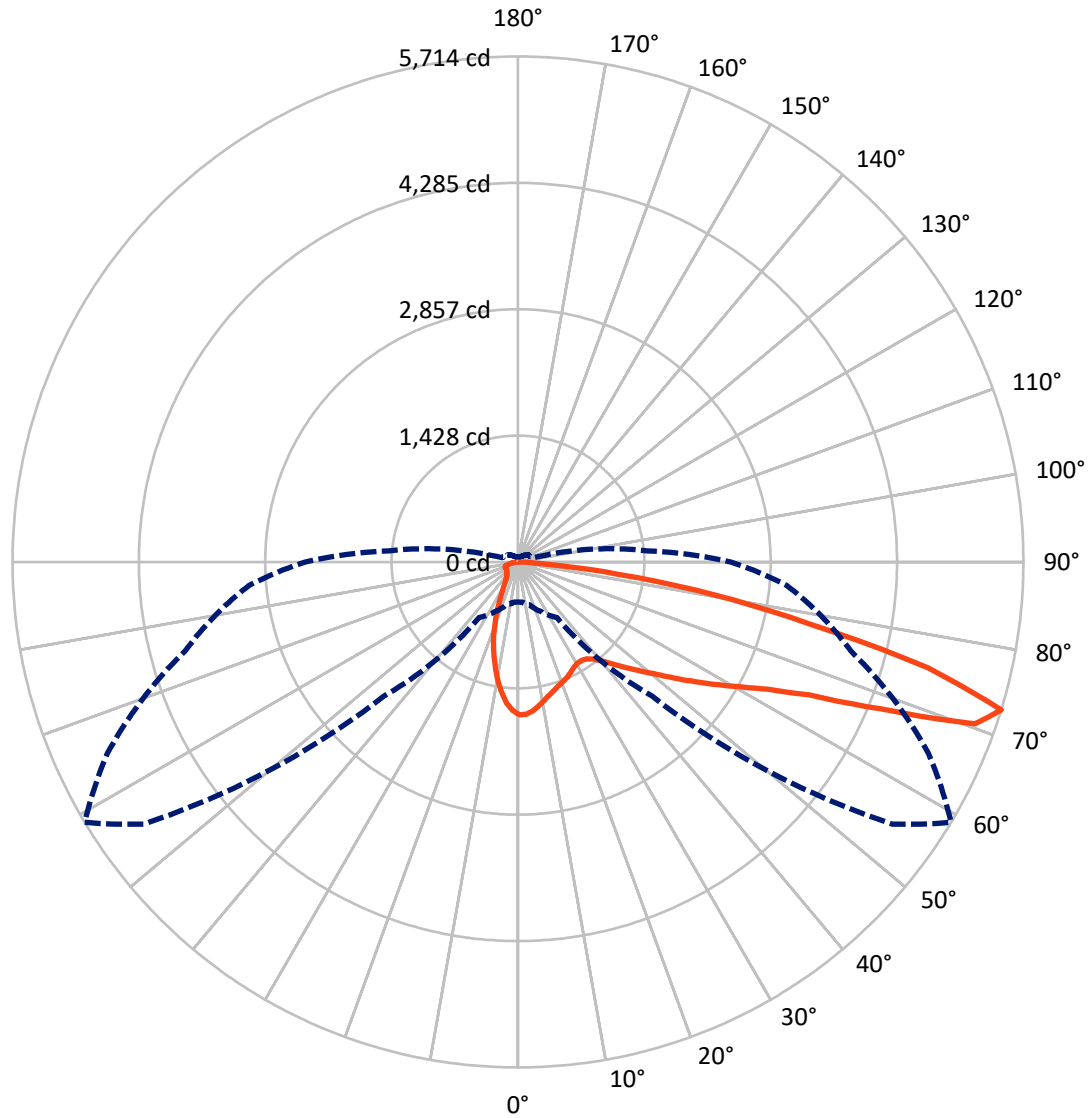
✕ Max cd
 - - - 1/2 Max cd



Based on 25 foot mounting height. Maximum calculated value = 2.8 fc
 Type III - Medium - N/A

REPORT NUMBER: P438961
CATALOG NUMBER: IST-SA1F-830-U-SL3

Luminous Intensity Polar Plot



— Vertical Plane Through 59-Deg Lateral - - - Horizontal Cone Through 72.5-Deg Vertical

REPORT NUMBER: P438961
 CATALOG NUMBER: IST-SA1F-830-U-SL3

FLUX DISTRIBUTION:

		Downward	Upward	Total
House Side	Lumens	992.9	0.0	992.9
	% Fixture	16.3	0.0	16.3
Street Side	Lumens	5090.1	0.0	5090.1
	% Fixture	83.7	0.0	83.7
Total	Lumens	6083.0	0.0	6083.0
	% Fixture	100.0	0.0	100.0

ZONAL LUMENS:

Zone	Lumens	% Fixture
0°-10°	148.2	2.4
10°-20°	332.9	5.5
20°-30°	429.0	7.1
30°-40°	548.8	9.0
40°-50°	761.6	12.5
50°-60°	1122.6	18.5
60°-70°	1510.5	24.8
70°-80°	1098.8	18.1
80°-90°	130.7	2.1
90°-100°	0.0	0.0
100°-110°	0.0	0.0
110°-120°	0.0	0.0
120°-130°	0.0	0.0
130°-140°	0.0	0.0
140°-150°	0.0	0.0
150°-160°	0.0	0.0
160°-170°	0.0	0.0
170°-180°	0.0	0.0
0°-90°	6083.0	100.0
0°-180°	6083.0	100.0

Coefficient of Utilization

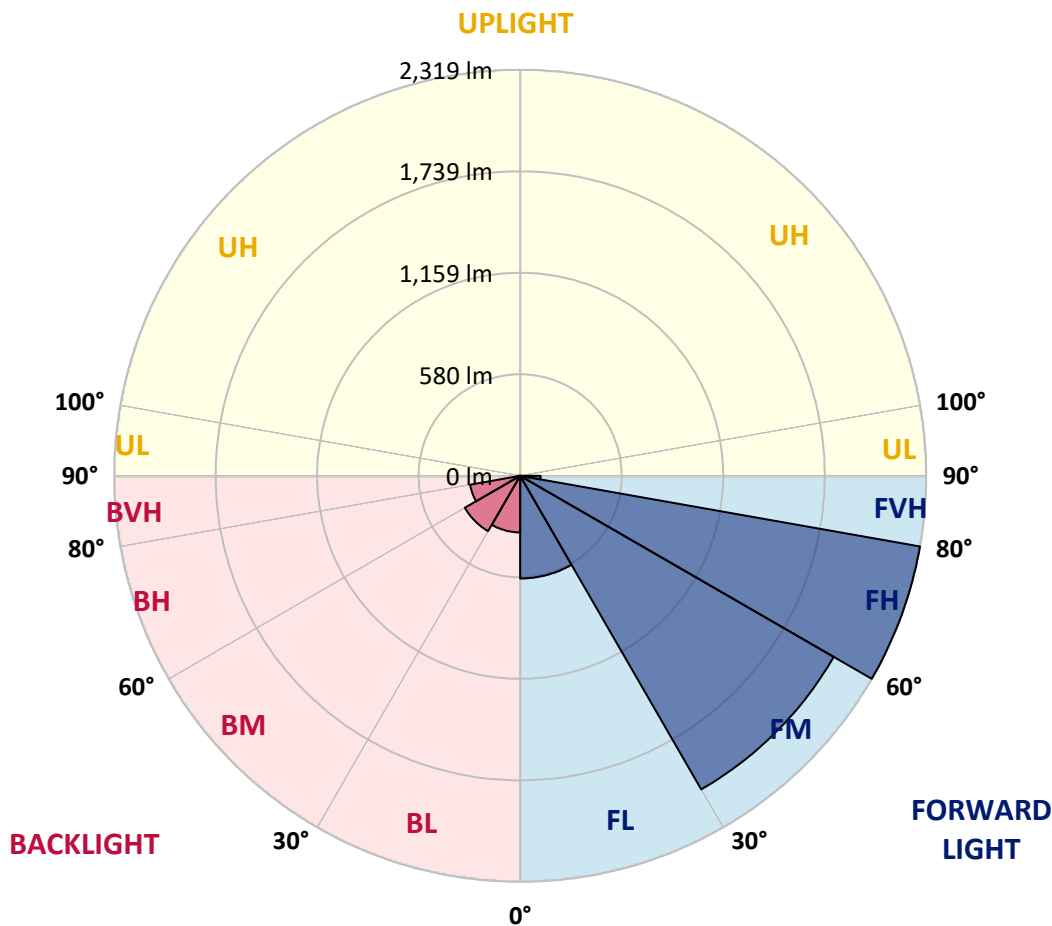


REPORT NUMBER: P438961
 CATALOG NUMBER: IST-SA1F-830-U-SL3

LUMINAIRE CLASSIFICATION SYSTEM LUMEN TABLE AND BUG RATING:

Zone	Lumens	% Fixture	Zone Rating/Lumen Limit		
			B	U	G
FL (0°-30°)	586.7	9.6			
FM (30°-60°)	2068.0	34.0			
FH (60°-80°)	2318.8	38.1			G2/5000
FVH (80°-90°)	116.6	1.9			G2/225
BL (0°-30°)	323.4	5.3	B1/500		
BM (30°-60°)	365.0	6.0	B1/1000		
BH (60°-80°)	290.4	4.8	B1/500		G1/500
BVH (80°-90°)	14.1	0.2			G1/100
UL (90°-100°)	0.0	0.0		U0/0	
UH (100°-180°)	0.0	0.0		U0/0	

BUG Rating: B1-U0-G2
 Type III Medium





REPORT NUMBER: P438961
 CATALOG NUMBER: IST-SA1F-830-U-SL3

CANDELA DISTRIBUTION (FULL):

	0°	5°	15°	25°	35°	45°	55°	59°	65°	75°	85°
0°	1726.5	1726.5	1726.5	1726.5	1726.5	1726.5	1726.5	1726.5	1726.5	1726.5	1726.5
2.5°	1717.6	1717.6	1724.2	1728.7	1722.0	1728.7	1726.5	1724.2	1726.5	1726.5	1722.0
5°	1646.7	1655.5	1655.5	1657.8	1673.3	1684.4	1688.8	1693.2	1695.4	1697.6	1693.2
7.5°	1560.2	1564.7	1569.1	1589.1	1597.9	1622.3	1637.8	1646.7	1655.5	1660.0	1646.7
10°	1464.9	1471.6	1484.9	1500.4	1522.6	1555.8	1582.4	1597.9	1611.2	1617.9	1602.3
12.5°	1385.2	1387.4	1400.7	1425.0	1451.6	1498.2	1531.4	1549.2	1566.9	1580.2	1562.5
15°	1312.0	1314.2	1325.3	1354.1	1385.2	1436.1	1484.9	1511.5	1535.9	1558.0	1533.6
17.5°	1254.4	1261.0	1265.5	1289.9	1327.5	1382.9	1447.2	1473.8	1511.5	1544.7	1513.7
20°	1221.2	1218.9	1221.2	1236.7	1276.6	1332.0	1407.3	1445.0	1489.3	1535.9	1493.8
22.5°	1201.2	1205.6	1203.4	1210.1	1234.5	1289.9	1365.2	1418.4	1469.4	1529.2	1476.0
25°	1201.2	1207.9	1205.6	1203.4	1212.3	1250.0	1329.8	1382.9	1447.2	1529.2	1456.1
27.5°	1223.4	1225.6	1221.2	1214.5	1214.5	1227.8	1298.7	1347.5	1436.1	1527.0	1445.0
30°	1243.3	1247.7	1247.7	1243.3	1236.7	1230.0	1276.6	1327.5	1425.0	1540.3	1436.1
32.5°	1269.9	1274.3	1283.2	1287.6	1278.8	1258.8	1283.2	1325.3	1427.3	1569.1	1438.3
35°	1303.2	1307.6	1320.9	1343.0	1336.4	1303.2	1307.6	1345.3	1445.0	1600.1	1447.2
37.5°	1329.8	1336.4	1365.2	1402.9	1405.1	1369.6	1367.4	1394.0	1478.2	1648.9	1478.2
40°	1356.3	1365.2	1407.3	1469.4	1482.7	1462.7	1449.4	1469.4	1538.1	1719.8	1529.2
42.5°	1391.8	1400.7	1456.1	1533.6	1566.9	1558.0	1549.2	1578.0	1628.9	1815.1	1609.0
45°	1429.5	1447.2	1518.1	1604.6	1664.4	1671.1	1679.9	1697.6	1737.5	1948.1	1722.0
47.5°	1498.2	1513.7	1595.7	1684.4	1761.9	1797.4	1812.9	1835.1	1859.4	2070.0	1859.4
50°	1591.3	1622.3	1695.4	1781.9	1872.7	1941.4	1981.3	1981.3	2007.9	2216.3	2010.1
52.5°	1730.9	1759.7	1804.0	1886.0	1994.6	2103.2	2158.6	2167.5	2158.6	2355.9	2163.1
55°	1848.4	1877.2	1919.3	1979.1	2116.5	2285.0	2380.3	2373.6	2342.6	2504.4	2313.8
57.5°	1979.1	2001.3	2039.0	2087.7	2240.6	2473.3	2613.0	2606.3	2548.7	2655.1	2477.8
60°	2034.5	2065.5	2134.2	2234.0	2433.4	2714.9	2878.9	2859.0	2730.4	2816.9	2624.0
62.5°	1868.3	1925.9	2065.5	2267.2	2657.3	3118.3	3226.9	3162.6	2987.5	2994.2	2821.3
65°	1493.8	1462.7	1675.5	2010.1	2675.0	3616.9	3758.8	3619.1	3308.9	3220.2	3045.1
67.5°	853.3	866.6	968.5	1329.8	2203.0	3820.8	4680.7	4434.7	3812.0	3572.6	3315.5
70°	578.4	591.7	636.1	789.0	1265.5	3415.2	5432.0	5480.8	4589.9	3885.1	3324.4
72.5°	452.1	454.3	500.9	620.6	766.8	2145.3	5163.9	5713.5	5121.8	3896.2	3049.6
75°	345.7	348.0	390.1	529.7	689.3	1039.4	3931.6	4791.5	4804.8	3583.7	2491.1
77.5°	219.4	230.5	279.2	423.3	647.1	689.3	2504.4	3375.4	3464.0	2655.1	1303.2
80°	106.4	110.8	139.6	270.4	569.6	609.5	1491.5	2245.1	1945.9	1035.0	396.7
82.5°	44.3	46.5	66.5	117.5	363.5	516.4	746.9	1154.7	751.3	281.5	128.5
85°	8.9	11.1	15.5	28.8	117.5	252.7	305.8	299.2	181.7	86.4	48.8
87.5°	0.0	0.0	0.0	2.2	2.2	4.4	4.4	4.4	4.4	4.4	4.4
90°	0.0	0.0	0.0	0.0	0.0	0.0	0.0	0.0	0.0	0.0	0.0



REPORT NUMBER: P438961
 CATALOG NUMBER: IST-SA1F-830-U-SL3

CANDELA DISTRIBUTION (continued):

	90°	95°	105°	115°	125°	135°	145°	155°	165°	175°	180°
0°	1726.5	1726.5	1726.5	1726.5	1726.5	1726.5	1726.5	1726.5	1726.5	1726.5	1726.5
2.5°	1719.8	1719.8	1702.1	1688.8	1673.3	1662.2	1651.1	1637.8	1635.6	1642.2	1648.9
5°	1684.4	1675.5	1646.7	1620.1	1589.1	1553.6	1531.4	1502.6	1487.1	1493.8	1489.3
7.5°	1637.8	1624.5	1571.3	1527.0	1464.9	1409.5	1371.9	1329.8	1300.9	1289.9	1283.2
10°	1589.1	1562.5	1491.5	1411.8	1329.8	1247.7	1179.0	1112.6	1079.3	1077.1	1041.6
12.5°	1542.5	1507.1	1407.3	1292.1	1179.0	1068.2	966.3	893.1	802.3	775.7	784.6
15°	1504.8	1456.1	1316.5	1170.2	1023.9	884.3	751.3	642.7	562.9	534.1	523.0
17.5°	1469.4	1400.7	1232.2	1057.2	873.2	698.1	536.3	454.3	405.6	387.8	387.8
20°	1429.5	1349.7	1141.4	930.8	707.0	518.6	396.7	356.8	341.3	339.1	336.9
22.5°	1398.5	1298.7	1048.3	797.9	551.8	394.5	328.0	310.3	310.3	312.5	312.5
25°	1360.8	1241.1	948.6	656.0	425.5	316.9	290.3	283.7	290.3	297.0	297.0
27.5°	1334.2	1190.1	857.7	523.0	330.2	274.8	261.5	263.7	272.6	281.5	281.5
30°	1312.0	1141.4	762.4	412.2	274.8	243.8	241.6	246.0	254.9	263.7	261.5
32.5°	1289.9	1103.7	658.2	325.8	237.1	223.8	221.6	228.3	234.9	237.1	241.6
35°	1281.0	1072.7	554.1	268.2	215.0	208.3	208.3	210.5	212.8	215.0	215.0
37.5°	1287.6	1048.3	461.0	228.3	201.7	199.5	197.2	195.0	195.0	195.0	197.2
40°	1314.2	1039.4	381.2	206.1	190.6	190.6	186.2	179.5	177.3	179.5	177.3
42.5°	1367.4	1057.2	314.7	192.8	181.7	179.5	172.9	168.4	166.2	166.2	164.0
45°	1451.6	1088.2	270.4	183.9	175.1	168.4	161.8	157.4	155.1	157.4	157.4
47.5°	1562.5	1145.8	239.4	175.1	168.4	157.4	148.5	146.3	146.3	150.7	150.7
50°	1695.4	1223.4	221.6	170.7	161.8	148.5	139.6	137.4	139.6	144.1	146.3
52.5°	1837.3	1320.9	217.2	168.4	155.1	139.6	133.0	130.8	133.0	137.4	139.6
55°	1979.1	1427.3	228.3	168.4	148.5	133.0	128.5	121.9	124.1	128.5	130.8
57.5°	2129.8	1542.5	261.5	164.0	144.1	128.5	121.9	115.2	115.2	119.7	119.7
60°	2291.6	1673.3	323.6	164.0	139.6	124.1	113.0	106.4	106.4	106.4	108.6
62.5°	2471.1	1830.6	396.7	166.2	141.8	119.7	104.2	95.3	95.3	97.5	95.3
65°	2737.1	2065.5	416.7	168.4	146.3	115.2	97.5	88.7	86.4	86.4	86.4
67.5°	2901.1	2092.1	323.6	164.0	152.9	115.2	90.9	79.8	77.6	75.4	75.4
70°	2781.4	1837.3	230.5	157.4	152.9	115.2	86.4	73.1	68.7	64.3	64.3
72.5°	2406.8	1458.3	188.4	148.5	141.8	108.6	79.8	66.5	59.8	55.4	55.4
75°	1928.1	1035.0	159.6	137.4	119.7	86.4	66.5	55.4	51.0	48.8	48.8
77.5°	939.7	509.7	124.1	119.7	95.3	64.3	53.2	46.5	44.3	39.9	39.9
80°	274.8	188.4	93.1	95.3	59.8	44.3	39.9	37.7	35.5	31.0	33.2
82.5°	126.3	106.4	66.5	59.8	37.7	26.6	26.6	24.4	22.2	19.9	19.9
85°	51.0	53.2	35.5	28.8	17.7	13.3	11.1	11.1	8.9	8.9	8.9
87.5°	4.4	6.6	6.6	4.4	4.4	2.2	0.0	0.0	0.0	2.2	2.2
90°	0.0	0.0	0.0	0.0	0.0	0.0	0.0	0.0	0.0	0.0	0.0

Cooper Lighting Solutions Photometric Lab
1121 Highway 74 South
Peachtree City, GA 30269



LM-79-2019: Approved Method: Electrical and Photometric Measurements of Solid-State Lighting Products

Report Prepared for

Cooper Lighting Solutions

MCGRAW EDISON

Report Number: SP1-2408-195-9

Test Date: 08/07/2024

Luminaire Tested: GALN-SB1A-830-U-5WQ

Data in this report applies to families of products including GALN-SB1A-830-U-5WQ.

Test Information

Test Method: LM-79-2019
 Report Number: SP1-2408-195-9
 Test Lab: COOPER LIGHTING SOLUTIONS
 Photometer: SP1 - 76IN SPHERE
 Measurement Geometry: 4π
 Issue Date: 08/07/2024
 Manufacturer: COOPER LIGHTING SOLUTIONS
 Product Line: MCGRAW EDISON
 Catalog Number: **GALN-SB1A-830-U-5WQ**
 Description: GALLEON AREA AND ROADWAY LUMINAIRE. (1) 80 CRI, 3000K, 350MA HIGH DENSITY LIGHTSQUARE WITH 26 LEDS AND TYPE V WIDE OPTICS

Spectral Parameters

CCT (K): 3050
 CIE u': 0.2476
 CIE v': 0.5251
 Duv: 0.0034
 CIE x: 0.4383
 CIE y: 0.4131
 CIE z: 0.1487
 Peak Wavelength (nm): 603
 Dominant Wavelength (nm): 581
 Purity: 55.55201
 Rf: 81.5
 Rg: 99.2

CRI (Ra):	81.0		
R1:	79.6	R9:	7.1
R2:	85.6	R10:	67.0
R3:	92.0	R11:	82.7
R4:	82.6	R12:	63.2
R5:	78.9	R13:	80.3
R6:	81.7	R14:	95.0
R7:	85.2	R15:	71.7
R8:	62.0		



Test Conditions

Stabilization Time: 20M
 Operation Time: 1H 20M
 Sphere Temperature (°C): 24.2

REPORT NUMBER: SP1-2408-195-9

Measurement and Test Equipment			
Instrument	Identification Number	Calibration Date	Calibration Due Date
Photometer	IN0058	6/18/2024	12/18/2024
Power Meter	INXT2011004	2/8/2024	2/8/2025
AC Power Source	IN0063	10/24/2023	10/24/2024
DC Power Source	IN0208	10/24/2023	10/24/2024
Sphere Thermometer	IN0085	10/24/2023	10/24/2024
Room Thermometer	IN0046	10/24/2023	10/24/2024

REPORT NUMBER: SP1-2408-195-9

CIE 1931 Chromaticity Diagram



CIE 1931 Chromaticity Diagram with 2017 ANSI 7-Step and 4-Step Quadrangles



Point lies inside the ANSI 3000K 4-step quadrangle

REPORT NUMBER: SP1-2408-195-9

Photopic Flux vs. Wavelength



Photopic Lumens: NR

λ (nm)	Power W [^] /nm	Lumens (φ/nm)	λ (nm)	Power W [^] /nm	Lumens (φ/nm)	λ (nm)	Power W [^] /nm	Lumens (φ/nm)	λ (nm)	Power W [^] /nm	Lumens (φ/nm)	λ (nm)	Power W [^] /nm	Lumens (φ/nm)
360	0	NR	490	168	NR	620	940	NR	750	35	NR	880	1	NR
365	0	NR	495	233	NR	625	897	NR	755	30	NR	885	1	NR
370	0	NR	500	300	NR	630	847	NR	760	26	NR	890	1	NR
375	0	NR	505	372	NR	635	790	NR	765	22	NR	895	1	NR
380	0	NR	510	430	NR	640	730	NR	770	19	NR	900	1	NR
385	0	NR	515	483	NR	645	668	NR	775	16	NR	905	1	NR
390	0	NR	520	524	NR	650	605	NR	780	14	NR	910	0	NR
395	2	NR	525	555	NR	655	545	NR	785	12	NR	915	0	NR
400	4	NR	530	581	NR	660	485	NR	790	10	NR	920	0	NR
405	7	NR	535	604	NR	665	430	NR	795	9	NR	925	0	NR
410	17	NR	540	623	NR	670	378	NR	800	8	NR	930	0	NR
415	34	NR	545	645	NR	675	331	NR	805	7	NR	935	0	NR
420	68	NR	550	667	NR	680	290	NR	810	6	NR	940	0	NR
425	128	NR	555	693	NR	685	251	NR	815	5	NR	945	0	NR
430	214	NR	560	719	NR	690	218	NR	820	4	NR	950	0	NR
435	339	NR	565	754	NR	695	188	NR	825	4	NR	955	0	NR
440	507	NR	570	791	NR	700	162	NR	830	3	NR	960	0	NR
445	573	NR	575	830	NR	705	139	NR	835	3	NR	965	0	NR
450	356	NR	580	873	NR	710	119	NR	840	3	NR	970	0	NR
455	217	NR	585	913	NR	715	102	NR	845	2	NR	975	0	NR
460	168	NR	590	948	NR	720	88	NR	850	2	NR	980	0	NR
465	113	NR	595	974	NR	725	76	NR	855	2	NR	985	0	NR
470	85	NR	600	994	NR	730	65	NR	860	1	NR	990	0	NR
475	85	NR	605	998	NR	735	55	NR	865	1	NR	995	0	NR
480	94	NR	610	994	NR	740	47	NR	870	1	NR	1000	0	NR
485	120	NR	615	973	NR	745	41	NR	875	1	NR			

REPORT NUMBER: SP1-2408-195-9

Scotopic Flux vs. Wavelength



Scotopic Lumens: NR

S/P: 1.27

λ (nm)	Power W [^] /nm	Lumens (ϕ /nm)	λ (nm)	Power W [^] /nm	Lumens (ϕ /nm)	λ (nm)	Power W [^] /nm	Lumens (ϕ /nm)	λ (nm)	Power W [^] /nm	Lumens (ϕ /nm)	λ (nm)	Power W [^] /nm	Lumens (ϕ /nm)
360	0	NR	490	168	NR	620	940	NR	750	35	NR	880	1	NR
365	0	NR	495	233	NR	625	897	NR	755	30	NR	885	1	NR
370	0	NR	500	300	NR	630	847	NR	760	26	NR	890	1	NR
375	0	NR	505	372	NR	635	790	NR	765	22	NR	895	1	NR
380	0	NR	510	430	NR	640	730	NR	770	19	NR	900	1	NR
385	0	NR	515	483	NR	645	668	NR	775	16	NR	905	1	NR
390	0	NR	520	524	NR	650	605	NR	780	14	NR	910	0	NR
395	2	NR	525	555	NR	655	545	NR	785	12	NR	915	0	NR
400	4	NR	530	581	NR	660	485	NR	790	10	NR	920	0	NR
405	7	NR	535	604	NR	665	430	NR	795	9	NR	925	0	NR
410	17	NR	540	623	NR	670	378	NR	800	8	NR	930	0	NR
415	34	NR	545	645	NR	675	331	NR	805	7	NR	935	0	NR
420	68	NR	550	667	NR	680	290	NR	810	6	NR	940	0	NR
425	128	NR	555	693	NR	685	251	NR	815	5	NR	945	0	NR
430	214	NR	560	719	NR	690	218	NR	820	4	NR	950	0	NR
435	339	NR	565	754	NR	695	188	NR	825	4	NR	955	0	NR
440	507	NR	570	791	NR	700	162	NR	830	3	NR	960	0	NR
445	573	NR	575	830	NR	705	139	NR	835	3	NR	965	0	NR
450	356	NR	580	873	NR	710	119	NR	840	3	NR	970	0	NR
455	217	NR	585	913	NR	715	102	NR	845	2	NR	975	0	NR
460	168	NR	590	948	NR	720	88	NR	850	2	NR	980	0	NR
465	113	NR	595	974	NR	725	76	NR	855	2	NR	985	0	NR
470	85	NR	600	994	NR	730	65	NR	860	1	NR	990	0	NR
475	85	NR	605	998	NR	735	55	NR	865	1	NR	995	0	NR
480	94	NR	610	994	NR	740	47	NR	870	1	NR	1000	0	NR
485	120	NR	615	973	NR	745	41	NR	875	1	NR			

REPORT NUMBER: SP1-2408-195-9

Melanopic Flux vs. Wavelength



Melanopic Lumens: NR

M/P: 2.32

λ (nm)	Power W [^] /nm	Lumens (φ/nm)	λ (nm)	Power W [^] /nm	Lumens (φ/nm)	λ (nm)	Power W [^] /nm	Lumens (φ/nm)	λ (nm)	Power W [^] /nm	Lumens (φ/nm)	λ (nm)	Power W [^] /nm	Lumens (φ/nm)
360	0	NR	490	168	NR	620	940	NR	750	35	NR	880	1	NR
365	0	NR	495	233	NR	625	897	NR	755	30	NR	885	1	NR
370	0	NR	500	300	NR	630	847	NR	760	26	NR	890	1	NR
375	0	NR	505	372	NR	635	790	NR	765	22	NR	895	1	NR
380	0	NR	510	430	NR	640	730	NR	770	19	NR	900	1	NR
385	0	NR	515	483	NR	645	668	NR	775	16	NR	905	1	NR
390	0	NR	520	524	NR	650	605	NR	780	14	NR	910	0	NR
395	2	NR	525	555	NR	655	545	NR	785	12	NR	915	0	NR
400	4	NR	530	581	NR	660	485	NR	790	10	NR	920	0	NR
405	7	NR	535	604	NR	665	430	NR	795	9	NR	925	0	NR
410	17	NR	540	623	NR	670	378	NR	800	8	NR	930	0	NR
415	34	NR	545	645	NR	675	331	NR	805	7	NR	935	0	NR
420	68	NR	550	667	NR	680	290	NR	810	6	NR	940	0	NR
425	128	NR	555	693	NR	685	251	NR	815	5	NR	945	0	NR
430	214	NR	560	719	NR	690	218	NR	820	4	NR	950	0	NR
435	339	NR	565	754	NR	695	188	NR	825	4	NR	955	0	NR
440	507	NR	570	791	NR	700	162	NR	830	3	NR	960	0	NR
445	573	NR	575	830	NR	705	139	NR	835	3	NR	965	0	NR
450	356	NR	580	873	NR	710	119	NR	840	3	NR	970	0	NR
455	217	NR	585	913	NR	715	102	NR	845	2	NR	975	0	NR
460	168	NR	590	948	NR	720	88	NR	850	2	NR	980	0	NR
465	113	NR	595	974	NR	725	76	NR	855	2	NR	985	0	NR
470	85	NR	600	994	NR	730	65	NR	860	1	NR	990	0	NR
475	85	NR	605	998	NR	735	55	NR	865	1	NR	995	0	NR
480	94	NR	610	994	NR	740	47	NR	870	1	NR	1000	0	NR
485	120	NR	615	973	NR	745	41	NR	875	1	NR			

Summary

$R_f = 81.5$
 $R_g = 99.2$
 $CIE R_a = 81.0$
 $R_9 = 7.1$



Color Vector Graphics



Individual Sample Fidelity Index ($R_{f,i}$)

CES01 = 86	CES26 = 74	CES51 = 89	CES76 = 70
CES02 = 63	CES27 = 88	CES52 = 92	CES77 = 86
CES03 = 31	CES28 = 89	CES53 = 81	CES78 = 72
CES04 = 70	CES29 = 67	CES54 = 87	CES79 = 90
CES05 = 50	CES30 = 68	CES55 = 85	CES80 = 88
CES06 = 51	CES31 = 71	CES56 = 78	CES81 = 78
CES07 = 42	CES32 = 70	CES57 = 76	CES82 = 95
CES08 = 41	CES33 = 71	CES58 = 78	CES83 = 90
CES09 = 29	CES34 = 82	CES59 = 92	CES84 = 94
CES10 = 76	CES35 = 90	CES60 = 95	CES85 = 86
CES11 = 59	CES36 = 93	CES61 = 93	CES86 = 72
CES12 = 65	CES37 = 87	CES62 = 83	CES87 = 85
CES13 = 43	CES38 = 75	CES63 = 77	CES88 = 83
CES14 = 74	CES39 = 94	CES64 = 83	CES89 = 75
CES15 = 71	CES40 = 89	CES65 = 77	CES90 = 81
CES16 = 47	CES41 = 85	CES66 = 80	CES91 = 96
CES17 = 50	CES42 = 86	CES67 = 79	CES92 = 73
CES18 = 56	CES43 = 81	CES68 = 84	CES93 = 84
CES19 = 72	CES44 = 99	CES69 = 91	CES94 = 64
CES20 = 66	CES45 = 87	CES70 = 78	CES95 = 80
CES21 = 87	CES46 = 82	CES71 = 76	CES96 = 84
CES22 = 79	CES47 = 77	CES72 = 92	CES97 = 87
CES23 = 92	CES48 = 71	CES73 = 71	CES98 = 81
CES24 = 91	CES49 = 81	CES74 = 93	CES99 = 74
CES25 = 72	CES50 = 89	CES75 = 74	



Color Rendition by Hue-Angle Bin



Measure Comparisons



(END OF REPORT)